
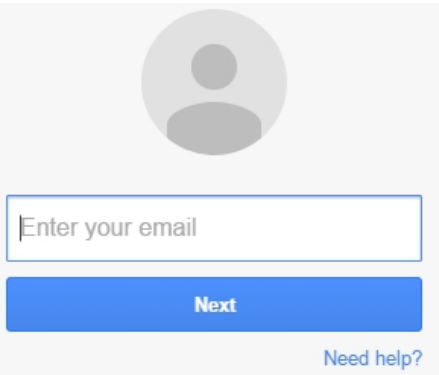
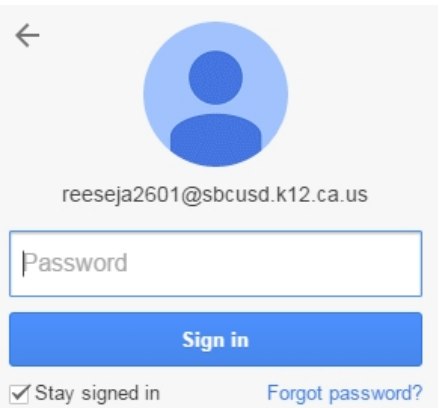
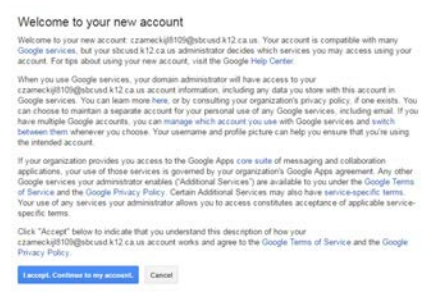


District Provided Student Google Accounts Initial Sign in and password change

<p>SBCUSD student logon to their district Google accounts by going to Google.com and clicking "Sign in" in the upper right corner.</p>	
<p><last name><first initial><middle initial><last 4 digits of ID#>@sbcusd.k12.ca.us</p> <p>Example: sanchezeg1234@sbcusd.k12.ca.us</p> <p>Students and teachers can look up student Network login ID on Aeries under "Student Info" ("STUDENT DATA" for teachers) then "Demographics" and then click on "Student Data 2" tab and look for "Network Login ID"</p>	
<p>The password is 00+ID# if this is the first time signing on.</p> <p>If you have signed onto the sbc-district\ server you were asked to change your password. This will be that new password in that case</p>	
<p>If this is the first time logging on, click on "I accept. Continue to my account"</p>	
<p>You are now signed into their SBCUSD Google Account.</p>	